

2014




SLIDING DOOR HARDWARE

SLIDING DOOR HARDWARE SYSTEMS


Pgs. 343-356



SLIDING DOOR HARDWARE KITS



Barn Door Hardware



Stainless Steel for Glass



Stainless Steel for Wood

SLIDING DOOR FITTINGS

Floor System
(Wood or Aluminum)



Furniture
(Glass and Wood)



Sliding Door Hardware



Top
Folding
System




Top System
(Wood or Aluminum)



SLIDING DOOR TRACKS

Plastic
Track



Aluminum Track

BARN DOOR HARDWARE	344-345	SLIDING DOOR HARDWARE KITS	
DUSTSEAL/WEATHERSEAL w/Adhesive	67, 287, 355	Barn Door Hardware.....	344-345
SLIDING DOOR FITTINGS		Glass Door Kits.....	343
Floor Sliding System for Wood or Aluminum Doors	348	Wood Door Kits	343
Sliding Door System for Furniture	346-347	SLIDING DOOR TRACK	
Top Sliding Door Track for Wood Doors	350-351	Aluminum.....	67, 355
Top Sliding/Folding System for Wood Doors	352-353	Plastic.....	66, 356
Top Sliding System for Wood or Aluminum Doors.....	349	Plastic Miracle I & II.....	66, 356
SLIDING DOOR HARDWARE			
Top Mount Single Door Sets.....	354		

SEE PAGES 1007-1023 FOR A - Z INDEX

STAINLESS STEEL SLIDING DOOR HARDWARE KITS

Modern Look! • *Superior Quality!*

PRODUCT FEATURES:

- Material: 304 Stainless Steel with Satin Finish
- All inclusive kits for single and double wood or glass door
- Stainless steel rail 1" diameter x 1/16" thickness
- Maximum door weight: 198 lbs.

Glass Door Kits for 3/8" or 1/2" Thick Glass



Kits Include



SINGLE DOOR KIT

PART #	DESCRIPTION
SDH-SG	1 Rail: 78-3/4" Long with End Caps, 2 Door Rollers, 2 Door Stops, 1 Floor Guide, 4 Wall Brackets & 1 Door Handle

DOUBLE DOOR KIT

PART #	DESCRIPTION
SDH-DG	1 Rail: 137-3/4" Long with End Caps, 4 Door Rollers, 4 Door Stops, 2 Floor Guides, 6 Wall Brackets & 2 Door Handle

Wood Door Kits for 1-3/8" to 2-1/8" Thick Doors



Kits Include



SINGLE DOOR KIT

PART #	DESCRIPTION
SDH-SW	1 Rail: 78-3/4" Long with End Caps, 2 Door Rollers, 2 Door Stops, 1 Floor Guide & 4 Wall Brackets

DOUBLE DOOR KIT

PART #	DESCRIPTION
SDH-DW	1 Rail: 137-3/4" Long with End Caps, 4 Door Rollers, 4 Door Stops, 2 Floor Guides & 6 Wall Brackets

Hardware Components Only

The doors of opportunity are rolling open


All Finishes Are Powder Coated



BK
Matte Black



ORB
Oil Rubbed Bronze



SN
Satin Nickel



PRODUCT FEATURES:

- Material: Hardened Aluminum Rail & Rail Brackets; Steel Straps, Guides & Stops
- Endless design possibilities
- Traditional & contemporary designs available to suit any decor

4 Foot or 8 Foot Rail

1" diameter solid aluminum rail



PART #	LENGTH	FINISH
BDH-R4-BK	4 Ft.	Matte Black
BDH-R4-ORB	4 Ft.	Oil Rubbed Bronze
BDH-R4-SN	4 Ft.	Satin Nickel
BDH-R8-BK	8 Ft.	Matte Black
BDH-R8-ORB	8 Ft.	Oil Rubbed Bronze
BDH-R8-SN	8 Ft.	Satin Nickel

Rail Brackets

For mounting the rail to the wall

Recommended spacing every 16" between brackets



Long Bracket
For Doors Up To 2-1/4" Thick



Short Bracket
For Doors Up To 1-1/2" Thick

PART #	STYLE	FINISH
BDH-RBL-BK	Long	Matte Black
BDH-RBL-ORB	Long	Oil Rubbed Bronze
BDH-RBL-SN	Long	Satin Nickel
BDH-RBS-BK	Short	Matte Black
BDH-RBS-ORB	Short	Oil Rubbed Bronze
BDH-RBS-SN	Short	Satin Nickel

Splice Kit

*For joining multiple tracks
Steel support dowel included*



Close-Up



PART #	FINISH
BDH-DOWEL	Matte Black

Stop Kit For Rails

2 ends stop finals



PART #	FINISH
BDH-ESTOP-BK	Matte Black
BDH-ESTOP-ORB	Oil Rubbed Bronze
BDH-ESTOP-SN	Satin Nickel

Hardware Components Only

The doors of opportunity are rolling open



Roller Straps

250 lbs. load capacity per 2 straps for mounting doors
Fasteners and rollers included



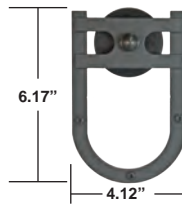
Fleur-De-Lis

PART #	FINISH
BDH-RSF-BK	Matte Black
BDH-RSF-ORB	Oil Rubbed Bronze



Basic Rectangle

PART #	FINISH
BDH-RSB-BK	Matte Black
BDH-RSB-ORB	Oil Rubbed Bronze
BDH-RSB-SN	Satin Nickel



Horseshoe

PART #	FINISH
BDH-RSH-BK	Matte Black
BDH-RSH-ORB	Oil Rubbed Bronze
BDH-RSH-SN	Satin Nickel



Round Stick

PART #	FINISH
BDH-RSR-BK	Matte Black
BDH-RSR-ORB	Oil Rubbed Bronze
BDH-RSR-SN	Satin Nickel


Center Guides

Floor Guides

Adjustable for various door widths up to 2-1/4"



Fleur-De-Lis



Dome

PART #	STYLE	FINISH
BDH-CGF-BK	Fleur-De-Lis	Matte Black
BDH-CGF-ORB	Fleur-De-Lis	Oil Rubbed Bronze
BDH-CGD-BK	Dome	Matte Black
BDH-CGD-ORB	Dome	Oil Rubbed Bronze
BDH-CGD-SN	Dome	Satin Nickel

Door Stops

Black rubber bumper included to prevent damage
Non-handed- Sold as each



PART #	FINISH
BDH-DS-BK	Matte Black
BDH-DS-ORB	Oil Rubbed Bronze
BDH-DS-SN	Satin Nickel

SLIDING DOOR FITTINGS

SLIDING DOOR SYSTEM FOR FURNITURE AL1535 GLASS & WOOD

Ideal for bypass / inlay glass or wood doors in furniture applications



PRODUCT FEATURES:

- 2 door system
- Maximum Door Weight: 33 lbs.
- Ball bearing premium high quality rollers for a silent & smooth glide
- Stoppers are installed inside the track
- One track works with both glass & wood carrier kits
- Aluminum track available in two lengths
- Works as both upper & lower track

Glass Door Carrier Kit For 2 Doors

For Doors 5/32" - 1/4" Thick

Each Kit Includes: 4 carriers, 4 top guides w/clip device, 8 finishing caps, 4 stoppers w/retention device & screws.

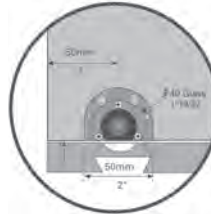
AL1535-GKIT



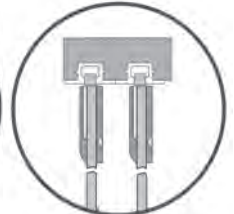
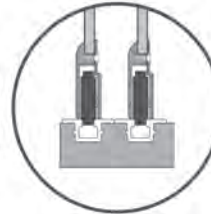
For Glass

Carrier works with 5/32-1/4" thick doors up to 33 lbs.

Note: Must bore holes in glass for installation before tempering



CARRIER INSTALLATION



GUIDE INSTALLATION

DOOR THICKNESS	MAX DOOR WIDTH	MAX DOOR HEIGHT
MIN DOOR FRAME HEIGHT	DOOR FRAME MATERIAL	DOOR / TRACK GAP

Wood Door Carrier Kit For 2 Doors

For Doors 5/8" Thick

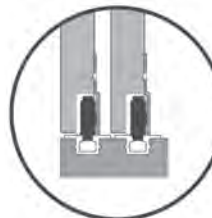
Each Kit Includes: 4 carriers, 4 top guides w/clip device, 4 stoppers w/retention device & screws.

AL1535-WKIT

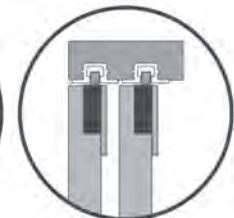
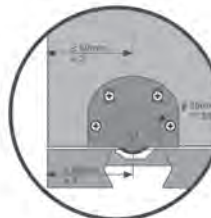


For Wood

Carrier works with 5/8" thick doors up to 33 lbs.



CARRIER INSTALLATION



GUIDE INSTALLATION


Aluminum Track (Clear Anodized Finish)

AL1535-TRK6

6.5 Ft. Lengths

AL1535-TRK10

10 Ft. Nominal Lengths



SLIDING DOOR FITTINGS

SLIDING DOOR SYSTEM FOR FURNITURE D25

Ideal for bypass / inlay wood doors in furniture applications

PRODUCT FEATURES:

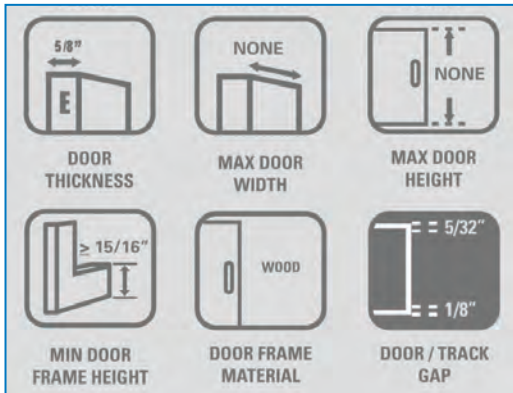
- 2 door system
- Maximum Door Weight: 33 lbs.
- Ball bearing standards for 2 doors
- Easy to install & regulate
- PVC track available in 6 colors to match any application
- Works as both upper & lower track

Wood Kit For 2 Doors

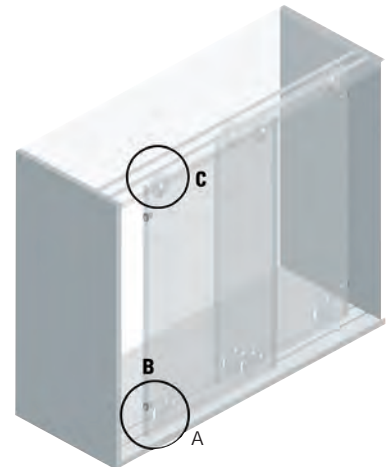
For Doors 5/8" Thick

Each Kit Includes: 4 carriers, 4 stoppers, 4 upper guides & screws

D25-KIT

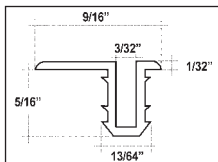


Kit Includes



PVC Track (Finishes Below)


D25-TRK10
9.85 Ft. Lengths



Choice of Matching Colors:



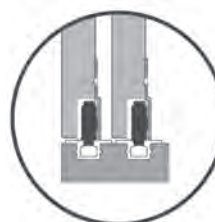
Carrier & Stopper



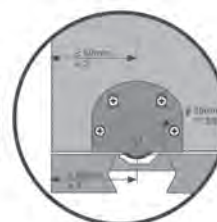
Upper Guide



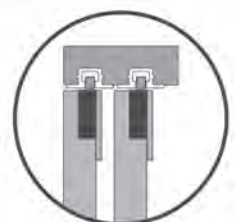
For Wood



CARRIER
INSTALLATION



GUIDE
INSTALLATION



TRACK
INSTALLATION

SLIDING DOOR FITTINGS

FLOOR SLIDING SYSTEM FOR WOOD OR ALUMINUM DOORS D52

New

Ideal for bypass / inlay closet applications where a top sliding solution is challenging



PRODUCT FEATURES:

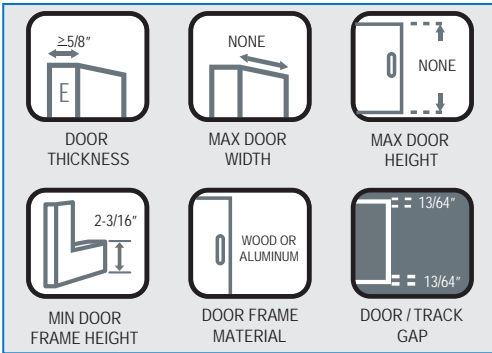
- 2 door system
- Maximum Door Weight: 110 lbs.
- Ball bearing premium high quality rollers for a silent and smooth glide
- Multiple doors can be installed side by side for longer openings
- Carrier plate can be mounted overlay for fast and easy installation or inset for minimum gap between doors
- Plastic safety clips prevent door from jumping the track
- Can be mounted to wood, particle, MDF, plywood, aluminum, etc.

Carrier Kit For 2 Doors

For Doors Up To 5/8" Thick

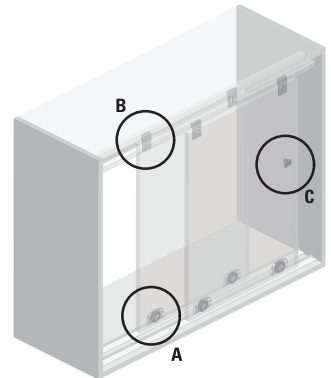
Each Kit Includes: 4 carriers, 4 top guides, 1 bumper & screws

D52-KIT



Kit Includes

D52-WKIT 1 set completes 2 doors	
A 4 Carriers	
B 4 Top guides	
C 1 Bumper	
D Screws	




Aluminum Carrier Track (Clear Anodized Finish)

D52-TRK6

6.5 Ft. Lengths

D52-TRK10

9.85 Ft. Nominal Lengths



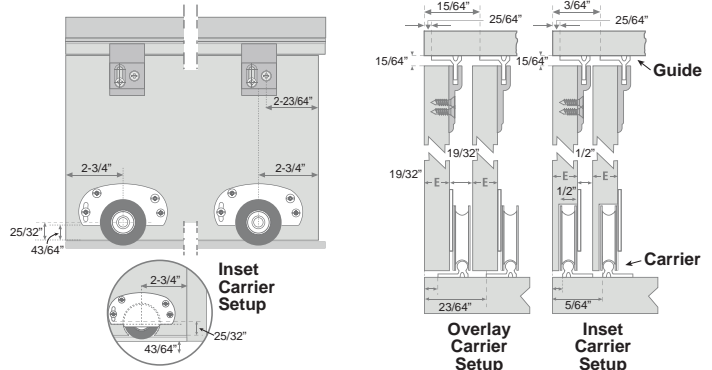
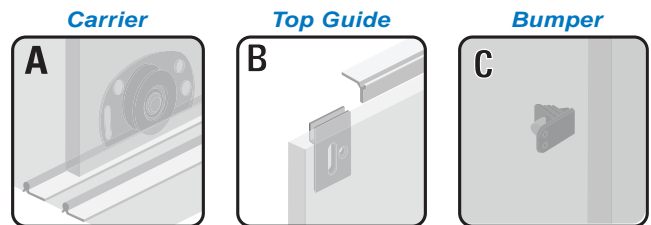

Aluminum Guide Track (Clear Anodized Finish)

D52-GD-TRK6

6.5 Ft. Lengths

D52-GD-TRK10

9.85 Ft. Nominal Lengths



SLIDING DOOR FITTINGS

TOP SLIDING SYSTEM FOR WOOD OR ALUMINUM DOORS CA-4585

New

Ideal for closet bypass / inlay applications or entertainment centers



PRODUCT FEATURES:

- 2 door system
- Maximum Door Weight: 66 lbs.
- Ball bearing premium high quality rollers for a silent and smooth glide
- Carrier plate mounts directly to door
- Plastic safety clips mount on the carrier plate and assure the door will not jump from the track
- Stoppers with retention device are concealed in the track giving a clean look

Carrier Kit For 2 Doors

For Doors 3/4" - 1-1/4" Thick

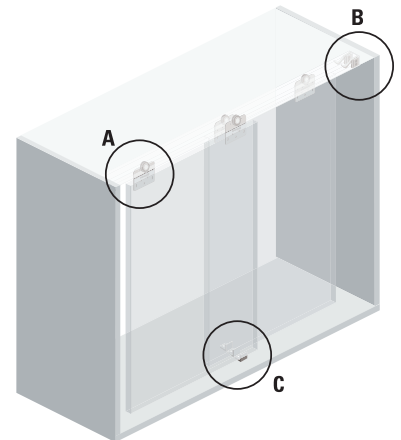
Each Kit Includes: 4 carriers,
2 right stoppers, 2 left stoppers,
3 plastic guides, 8 safety clips,
1 allen key & screws

CA-4585-KIT



Kit Includes

CA-4585-KIT carrier set for 2 doors	
A 4 Carriers	
B 2 Right stoppers 2 Left stoppers	
C 3 Plastic Guides	
D 8 Safety clips	
E 1 Allen key	
F Screws	



DOOR THICKNESS	MAX DOOR WIDTH	MAX DOOR HEIGHT
MIN DOOR FRAME HEIGHT	DOOR FRAME MATERIAL	DOOR / TRACK GAP

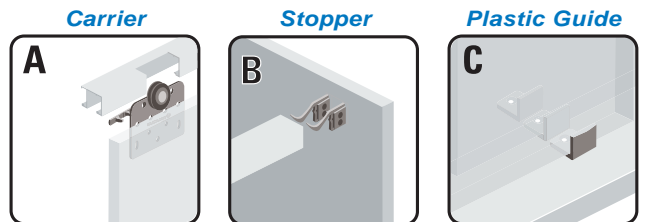
Aluminum Track (Clear Anodized Finish)

CA-4585-TRK6

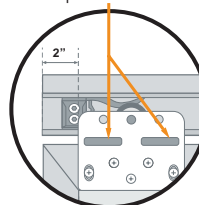
6.5 Ft. Lengths

CA-4585-TRK10

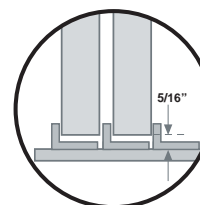
9.85 Ft. Nominal Lengths



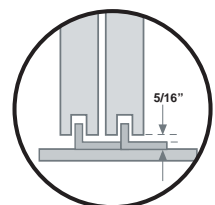
SAFETY CLIPS
Keep door on track



CARRIER
INSTALLATION



OVERLAY GUIDE
INSTALLATION



INLAY GUIDE
INSTALLATION

SLIDING DOOR FITTINGS

TOP SLIDING DOOR TRACK FOR WOOD DOORS DN50

Ideal for bypass in line / inlay wood doors, when two runs of track are used



PRODUCT FEATURES:

- 1 door system
- Maximum Door Weight: 110 lbs.
- New central drive technology encapsulates the ball bearing premium in the body of the carrier
- Provides protection from dust, dirt and atmospheric agents deteriorating the bearing life
- Improved wheel adjustment providing greater carrier stability and versatility
- Extremely silent movement
- Stoppers with retention device installed inside the track will stop and retain the door in position

Wood Kit For 1 Door

For Doors Up To 3/4" Thick

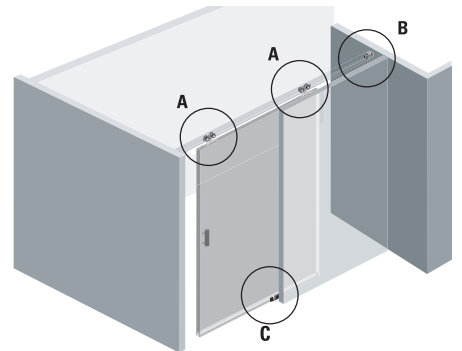
Each Kit Includes: 2 rollers,
2 stoppers with retention device,
1 floor guide, 2 mounting plates
& screws



DN50-WKIT

Kit Includes

DN50-WKIT 1 set required per door	
A 2 Rollers	
B 2 Stoppers with retention device	
C 1 Floor guide GP-12	
D 2 Mounting plates	
E Screws	




DOOR THICKNESS	MAX DOOR WIDTH	MAX DOOR HEIGHT
MIN DOOR FRAME HEIGHT	DOOR FRAME MATERIAL	DOOR / TRACK GAP

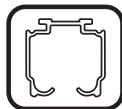
Aluminum Track (Clear Anodized Finish)

DN50-TRK6
6.5 Ft. Lengths

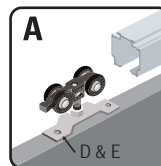
DN50-TRK10
9.85 Ft. Nominal Lengths



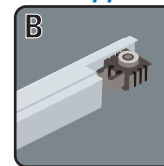
CARRIER TRACK



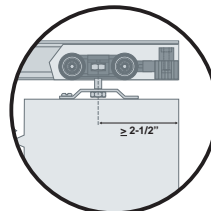
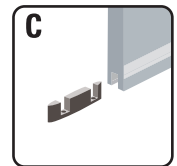
Roller



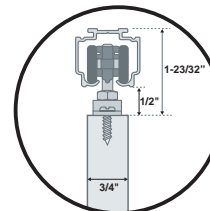
Stopper



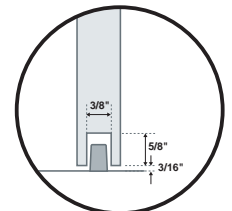
Floor Guide



CARRIER
INSTALLATION



TRACK
INSTALLATION



GUIDE
INSTALLATION

SLIDING DOOR FITTINGS

TOP SLIDING DOOR TRACK FOR WOOD DOORS DN80

Ideal for bypass in line / inlay wood doors, when two runs of track are used



PRODUCT FEATURES:

- 1 door system
- Maximum Door Weight: 176 lbs.
- Ball bearing premium high quality rollers for a silent and smooth glide
- Stoppers with retention device installed inside the track will stop and retain the door in position

Wood Kit For 1 Door

For Doors Up To 13/16" Thick

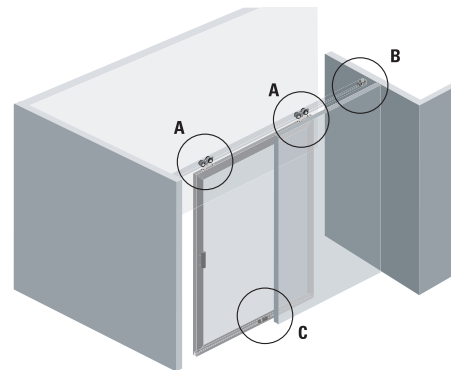
Each Kit Includes: 2 rollers, 2 stoppers with retention device, 1 floor guide, 2 mounting plates & screws



DN80-WKIT

Kit Includes

DN80-WKIT 1 set required per door	
A 2 Rollers	
B 2 Stoppers with retention device	
C 1 Floor guide GP-12	
D 2 Mounting plates	
E Screws	




 ≥13/16" E DOOR THICKNESS	 NONE MAX DOOR WIDTH	 NONE MAX DOOR HEIGHT
 N.A. MIN DOOR FRAME HEIGHT	 WOOD DOOR FRAME MATERIAL	 ± 21/32" ± 13/64" DOOR / TRACK GAP

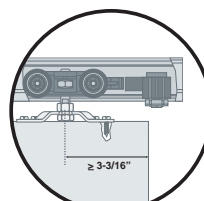
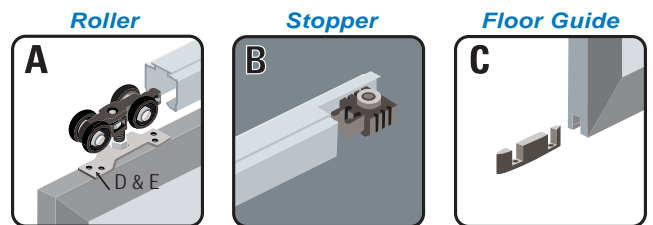
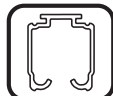
Aluminum Track (Clear Anodized Finish)

DN80-TRK6
6.5 Ft. Lengths

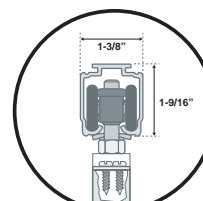
DN80-TRK10
9.85 Ft. Nominal Lengths



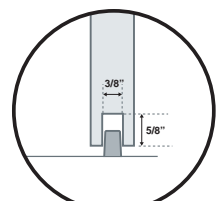
CARRIER TRACK



CARRIER
INSTALLATION



TRACK
INSTALLATION



GUIDE
INSTALLATION

SLIDING DOOR FITTINGS

TOP SLIDING FOLDING DOOR SYSTEM FOR WOOD DOORS DN80-PL2

New

Ideal for folding / inlay partitions or big closet applications

PRODUCT FEATURES:

- 2 door system
- Maximum Door Weight: 88 lbs.
- Ball bearing premium high quality rollers and aluminum track allows for silent and smooth glide
- Can be installed left or right
- 2 sets DN80-PL2 installed in opposite directions can close a 10 ft. opening

Carrier Kit For 2 Doors

For Doors Up To 13/16" Thick

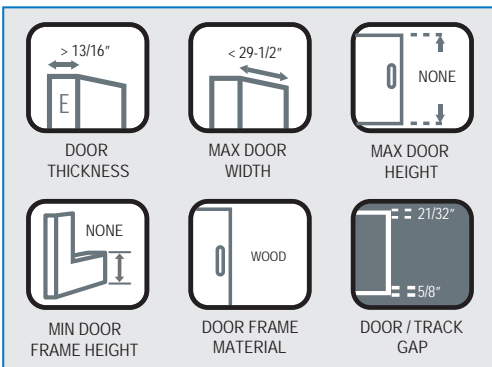
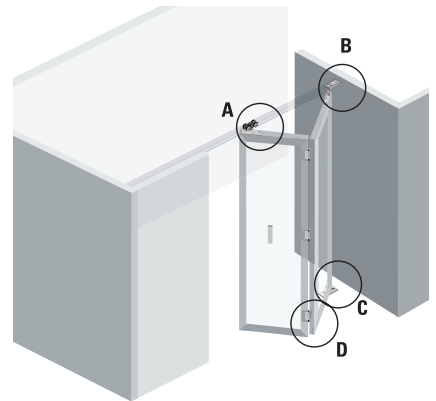
Each Kit Includes: 1 carrier,
1 upper fixed base/pivot, 1 lower
fixed base/pivot, 3 central hinges,
regulation key, 1 aligner,
1 mounting plate & screws

DN80-PL2-WKIT



Kit Includes

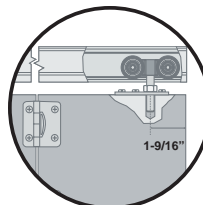
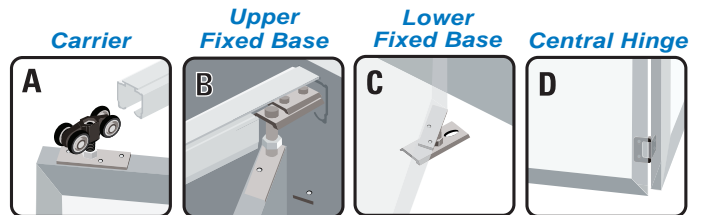

DN80-PL2-WKIT Set for 2 doors	
A 1 Carrier	
B 1 Upper fixed base / pivot	
C 1 Lower fixed base / pivot	
D 3 Central hinges	
E Regulation key	
F 1 Aligner	
G 1 Mounting plates	
F Screws	



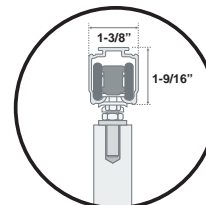
Aluminum Track (Clear Anodized Finish)

DN80-TRK6
6.5 Ft. Lengths

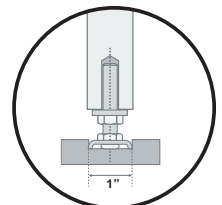
DN80-TRK10
9.85 Ft. Nominal Lengths



CARRIER
INSTALLATION



TRACK
INSTALLATION



LOWER PIVOT
INSTALLATION

SLIDING DOOR FITTINGS

TOP SLIDING FOLDING DOOR SYSTEM FOR WOOD DOORS DN80-PL4

New

Ideal for folding / inlay partitions or big closet applications



PRODUCT FEATURES:

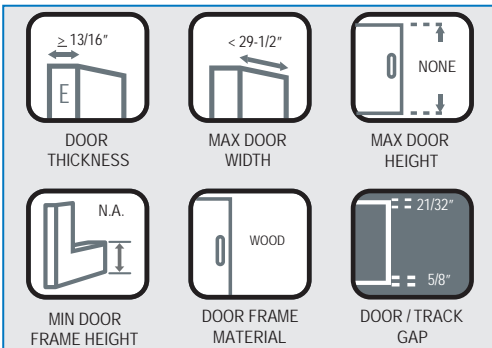
- 4 door system
- Maximum Door Weight: 88 lbs.
- Ball bearing premium high quality rollers and aluminum track allows for silent and smooth glide
- Can be installed left or right
- 2 sets DN80-PL4 installed in opposite directions can close a 20 ft. opening

Carrier Kit For 4 Doors

For Doors Up To 13/16" Thick

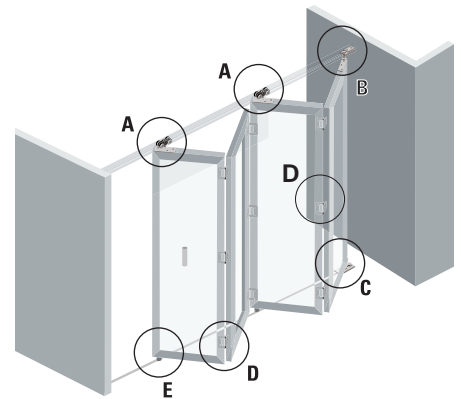
Each Kit Includes: 2 carriers, 1 upper fixed base/pivot, 1 lower fixed base/pivot, 9 central hinges, 2 guides, regulation key, 1 aligner, 2 mounting plate & screws

DN80-PL4-WKIT



Kit Includes

DN80-PL4-WKIT set for 4 doors	
A	2 Carriers
B	1 Upper fixed base / pivot
C	1 Lower fixed base / pivot
D	9 Central hinges
E	2 Guides
F	Regulation key
G	1 Aligner
H	2 Mounting plates
I	Screws




Aluminum Carrier Track (Clear Anodized Finish)

DN80-TRK6

6.5 Ft. Lengths

D80-TRK10

9.85 Ft. Nominal Lengths



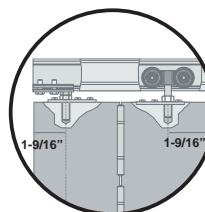
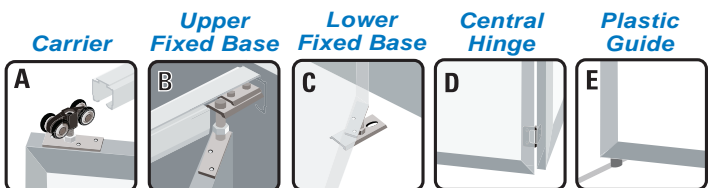

Aluminum Guide Track (Clear Anodized Finish)

DN80-GDPL4-TRK6

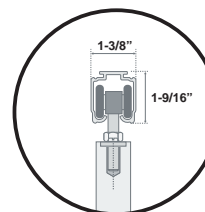
6.5 Ft. Lengths

DN80-GDPL4-TRK10

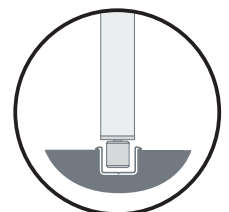
9.85 Ft. Nominal Lengths



CARRIER INSTALLATION



TRACK INSTALLATION

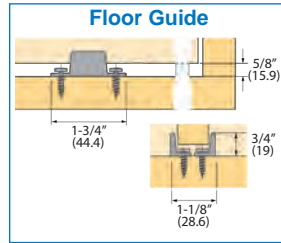
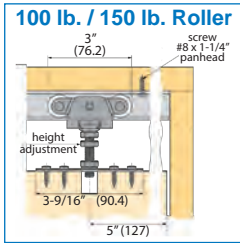
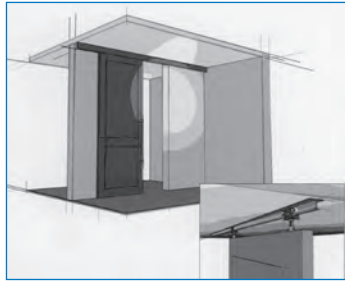



BOTTOM GUIDE TRACK INSTALLATION

SLIDING DOOR HARDWARE

GRANT SINGLE DOOR SETS

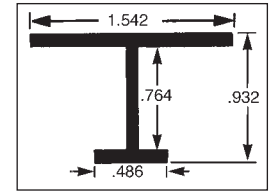
TOP MOUNT MEDIUM DUTY 3/4" THICK SINGLE DOOR SETS (100-150 LBS.)



PRODUCT FEATURES:

- Material: Aluminum Track Metal Rollers with Nylon Bearings
- Nylon wheel carrier for 100 lb. doors and precision ball bearing rollers for 150 lb. doors
- Jump proof aluminum track design
- 3/4" vertical adjustment
- Lock nut guarantees permanent positioning

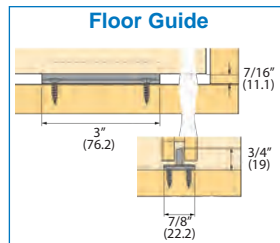
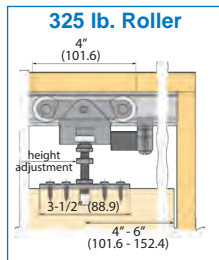
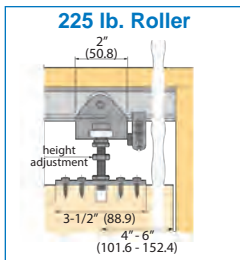
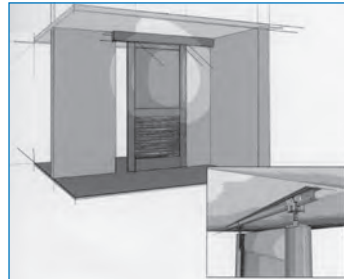
Track



PART #	DESCRIPTION
561-100R	100 lb. nylon roller
561-150R	150 lb. precision ball bearing roller
561-PLT	Top plate with bolt
561-FG	White nylon floor guide pair: with screws (Not Pictured)

PART #
ALU561-M

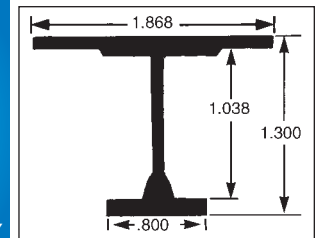
TOP MOUNT HEAVY DUTY 1" THICK SINGLE DOOR SETS (225-325 LBS.)



PRODUCT FEATURES:

- Material: Aluminum Track Metal Rollers with Nylon Bearings
- 2 wheel precision ball bearing rollers for 225 lb. doors and 4 wheel precision ball bearing rollers for 325 lb. doors
- Jump proof aluminum design
- 1/2" vertical adjustment

Track



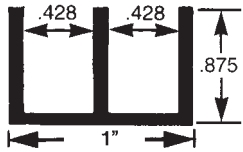
PART #	DESCRIPTION
562-225R	225 lb. precision ball bearing roller
562-325R	325 lb. precision ball bearing roller
562-FG	6' long floor guide (Not Pictured)

PART #
ALU562-M

ALUMINUM SLIDING DOOR TRACK

Lengths: 12 Ft.
Finishes Available

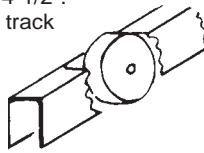
M - Mill - Dull Finish: As Extruded - May or May Not Have "Scratches"/Die Lines



PART #
ALU7474-M

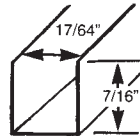
Wheels every 4-1/2".
Use 2/3 of the track
with wheels.

Example:
6 ft. opening
use 4 ft. of
roller system.

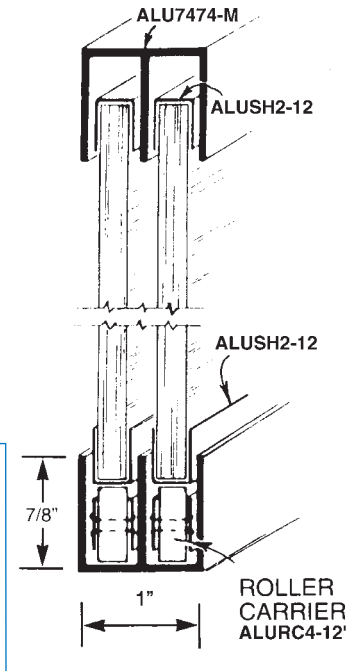


Galvanized Steel
PART #
ALURC4-12

For Up to 1/4" Doors

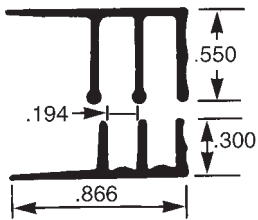


Galvanized Steel
PART #
ALUSH2-12



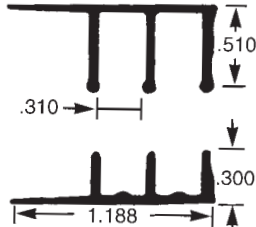
*No Glides or
Wheels Needed*

For 1/8" Doors



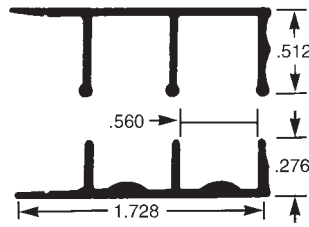
PART #
ALUT18-M

For 1/4" Doors



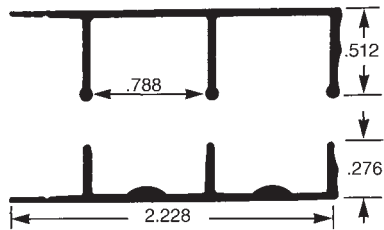
PART #
ALUT14-M

For 1/2" Doors



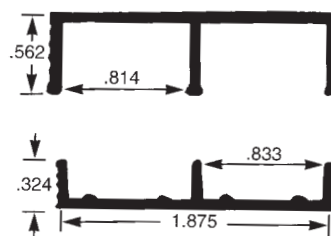
PART #
ALUT12-M

For 3/4" Doors



PART #
ALUT34-M

For 3/4" Doors



PART #
ALUT134SP-M


ULTRA PILE DUST SEAL / WEATHERSEAL w/ADHESIVE



Lengths: 50 Ft. Coils • Grey
Self Supporting Pile Is
Always On Center And Has The
Integrity And Consistency To
Ensure A Tight Seal

MANY APPLICATIONS:

- Windows
- Doors
- Showcases

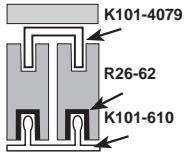


PART#	DESCRIPTION
DS-150-GY	.270 W x .150 H
DS-200-GY	.270 W x .200 H

PLASTIC SLIDING DOOR TRACK

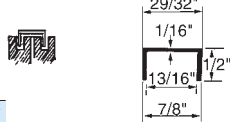
Lengths: 12 Ft.
Material: Polypropylene
Colors Available

*WH - White *BK - Black *BR - Brown *AL - Almond
unless otherwise noted



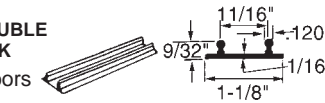
UPPER TRACK For:
K101-606, K101-610,
K101-601
Styrene

PART #
K101-4079-*



LOWER DOUBLE FLAT TRACK

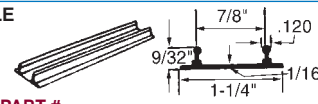
For 5/8" Doors



PART #
K101-606-*

LOWER DOUBLE FLAT TRACK

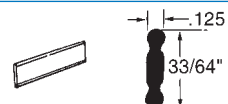
For 3/4" Doors



PART #
K101-610-*

LOWER SINGLE FLAT TRACK

100 & 500 Ft. Coils



PART #
K101-601-*

NATURAL NYLON WHITE LOCKING GLIDES

Nylon Glides Are Recessed Into The Door

Mounts onto 1/4" mortise on the bottom of each door with a brad nail.

For Use with:

K101-606, K101-610, K101-601



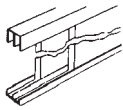
1/4" x 1/4" x 1"

PART #
R26-62WH

No Glides or Wheels Needed - For Light Weight Doors

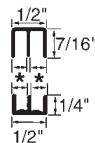
Lengths: 12 Ft.
Material: Styrene
Colors Available

*WH - White *BK - Black *BR - Brown *BE - Beige



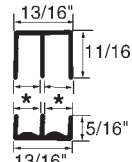
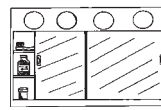
For 1/8" Doors
*5/32" gap

PART #
180-*



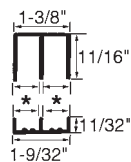
For 1/4" Doors
*5/16" gap

PART #
140-*



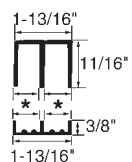
For 1/2" Doors
*9/16" gap

PART #
120-*



For 3/4" Doors
*13/16" gap

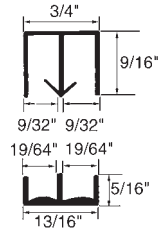
PART #
340-*



Lengths: 12 Ft.
Material: Polypropylene
Brown

ANTI-RATTLE FEATHER TRACK

For 3/16"-1/4" glass/panel



PART #
R101-603-BR

NOTE:
ALL TRACK CAN BE MADE AVAILABLE WITH PRESSURE SENSITIVE TAPE. PLEASE INQUIRE.

PLASTIC MIRACLE TRACK

Sliding Door Track System With Wheels
Material: Styrene • With or With Adhesive

Colors Available

*BK - Black *SG - Silver Gray

High Quality Easy-Roll Metal Ball Bearings
With Economy Of Plastic Track

Complete Set Consists Of:

1 x 12 Ft. Length Upper Track 1 x 12 Ft. Length Shoe
1 x 12 Ft. Length Lower Track 1 Wheel Per Running Ft.

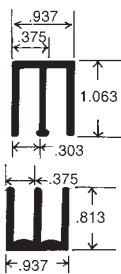
Without Adhesive - Available in 12 Ft. Lengths

PART #
MT38-*

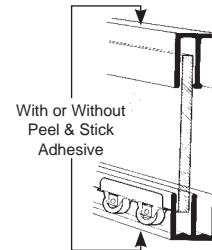
With Adhesive - Available in 4 & 8 Ft. Lengths

PART #	LENGTH
MT38-A4-*	4 ft.
MT38-A8-*	8 ft.

For 1/4" Doors



NOTE:
Rough Opening
Less 7/8" = Door Size



With or Without
Peel & Stick
Adhesive

**Additional
Wheels**



PART #
MTR

PLASTIC MIRACLE TRACK II

Sliding Door Track System With Wheels
Lengths: 12 Ft. • Material: PVC • Silver Gray

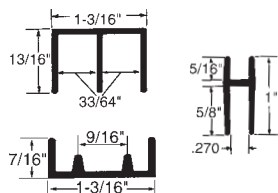
- OUR MOST POPULAR ASSEMBLY-

Complete Set Consists Of:

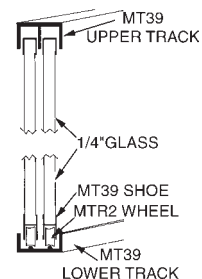
1 x 12 Ft. Length Upper Track 1 x 12 Ft. Length Shoe
1 x 12 Ft. Length Lower Track 1 Wheel Per Running Ft.

- Lower track has sidewalls to prevent rollers from slipping off track
- 1" (25.4mm) shoe allows superior gripping of glass or plywood doors
- Deep upper track to allow extra clearance and easy installation
- Zinc plated rollers with plastic wheel
- Track & shoe material is rigid PVC

For 1/4" Doors



PART #
MT39-SG



**Additional
Wheels**



PART #
MTR2